

**NOTES**

- MDG Atmosphere USL 2ch patch 1. 509
- Fan USL patch 1. 511
- T 1 - 31 loading capacity max 350kg
- Mirror ball hanging position T 1
- House universe 1 is assigned for conventional fixtures used in classical music concerts!
- House console Grandma2 fullsize
- Control via Art-net universe 0
- MA 8-port Node 2.168.2.30 uni 0-7 mask 255.0.0.0
- House provides 2 pcs of Robert Juliat Ivanhoe MSR 2500 follow spots and intercom between FOH and lighting bridge

Symbol	Name	Count	Mode	Channels
	MAC Quantum Wash	16	Basic	17
	Robin T1 Profile	24	2	33
	Thomas 8 Lite Par 36 "Strip Circuit"	6		2

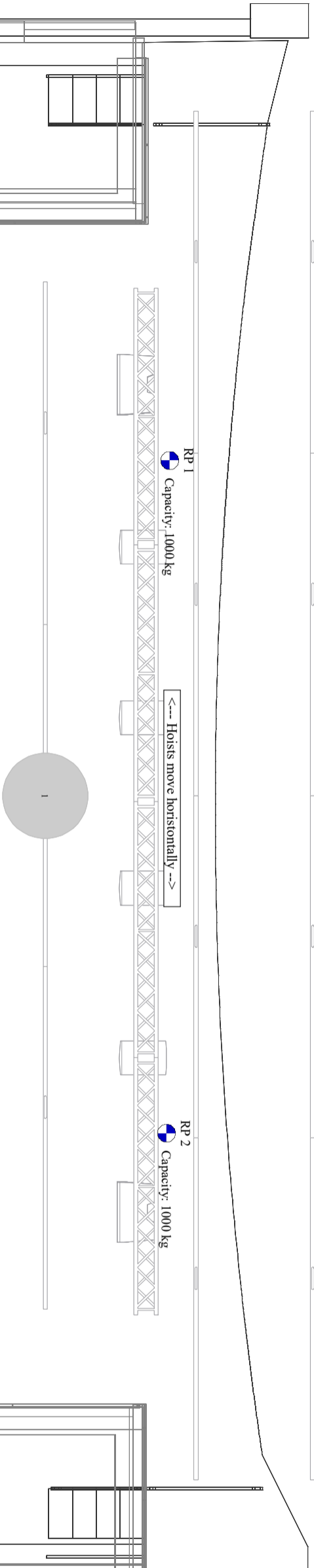
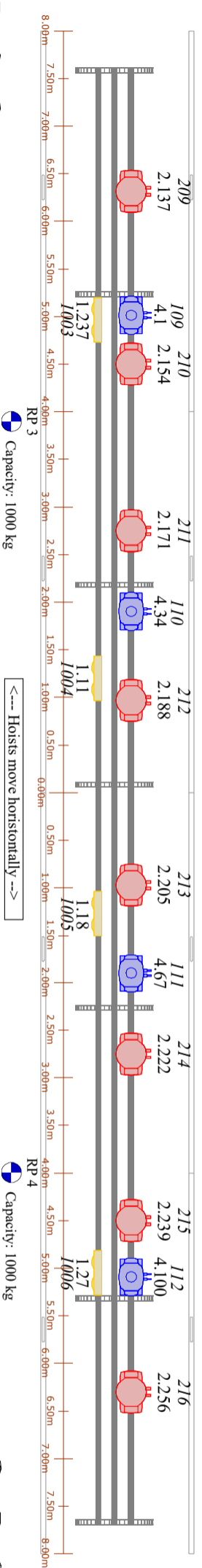
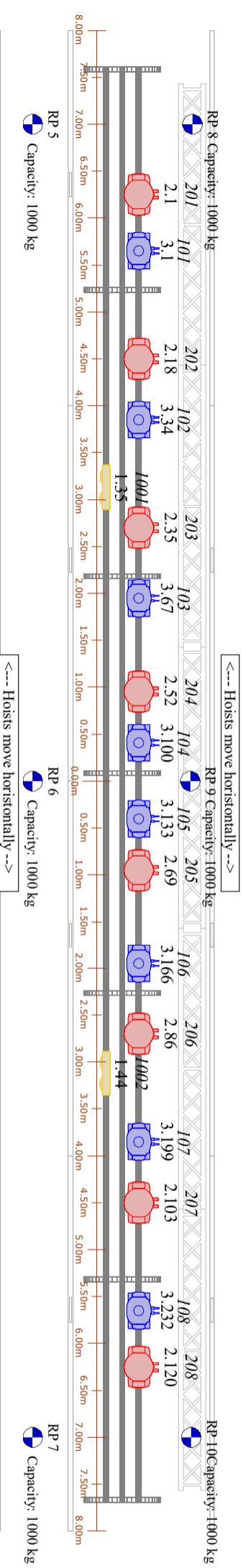
Contact:  
Tommi Kantanen +358 40 557 3148  
tommi.kantanen@verkatehdas.fi

<b>Vanajasali patch2023</b>			Roof 1	Feb/20/23
<b>Robin T1 Profile</b>				
Spot	Patch	Type	Mode	Position
101	3.1	Robin T1 Profile	33ch Mode 2 RGB	LX2
102	3.34	Robin T1 Profile	33ch Mode 2 RGB	LX2
103	3.67	Robin T1 Profile	33ch Mode 2 RGB	LX2
104	3.100	Robin T1 Profile	33ch Mode 2 RGB	LX2
105	3.133	Robin T1 Profile	33ch Mode 2 RGB	LX2
106	3.166	Robin T1 Profile	33ch Mode 2 RGB	LX2
107	3.199	Robin T1 Profile	33ch Mode 2 RGB	LX2
108	3.232	Robin T1 Profile	33ch Mode 2 RGB	LX2
109	4.1	Robin T1 Profile	33ch Mode 2 RGB	LX1
110	4.34	Robin T1 Profile	33ch Mode 2 RGB	LX1
111	4.67	Robin T1 Profile	33ch Mode 2 RGB	LX1
112	4.100	Robin T1 Profile	33ch Mode 2 RGB	LX1
901	3.265	Robin T1 Profile	33ch Mode 2 RGB	Valosilta 2
902	3.298	Robin T1 Profile	33ch Mode 2 RGB	Valosilta 2
903	3.331	Robin T1 Profile	33ch Mode 2 RGB	Valosilta 2
904	3.364	Robin T1 Profile	33ch Mode 2 RGB	Valosilta 2
905	3.397	Robin T1 Profile	33ch Mode 2 RGB	Valosilta 2
906	3.430	Robin T1 Profile	33ch Mode 2 RGB	Valosilta 2
907	4.133	Robin T1 Profile	33ch Mode 2 RGB	Valosilta 3
908	4.166	Robin T1 Profile	33ch Mode 2 RGB	Valosilta 3
909	4.199	Robin T1 Profile	33ch Mode 2 RGB	Valosilta 3
910	4.232	Robin T1 Profile	33ch Mode 2 RGB	Valosilta 3
911	4.265	Robin T1 Profile	33ch Mode 2 RGB	Valosilta 3
912	4.298	Robin T1 Profile	33ch Mode 2 RGB	Valosilta 3
<b>MAC Quantum Wash</b>				
Spot	Patch	Type	Mode	Position
201	2.1	MAC Quantum Wash	17ch Basic	LX2
202	2.18	MAC Quantum Wash	17ch Basic	LX2
203	2.35	MAC Quantum Wash	17ch Basic	LX2
204	2.52	MAC Quantum Wash	17ch Basic	LX2
205	2.69	MAC Quantum Wash	17ch Basic	LX2
206	2.86	MAC Quantum Wash	17ch Basic	LX2
207	2.103	MAC Quantum Wash	17ch Basic	LX2
208	2.120	MAC Quantum Wash	17ch Basic	LX2
209	2.137	MAC Quantum Wash	17ch Basic	LX1
210	2.154	MAC Quantum Wash	17ch Basic	LX1
211	2.171	MAC Quantum Wash	17ch Basic	LX1
212	2.188	MAC Quantum Wash	17ch Basic	LX1
213	2.205	MAC Quantum Wash	17ch Basic	LX1
214	2.222	MAC Quantum Wash	17ch Basic	LX1
215	2.239	MAC Quantum Wash	17ch Basic	LX1
216	2.256	MAC Quantum Wash	17ch Basic	LX1

<b>Thomas 8 Lite Par 36</b>				
Spot	Patch	Type	Fixture Options	Position
1001	1.35/1.36	Thomas 8 Lite Par 36		LX2
1002	1.44/1.45	Thomas 8 Lite Par 36		LX2
1003	1.237/1.239	Thomas 8 Lite Par 36		LX1
1004	1.11/1.12	Thomas 8 Lite Par 36		LX1
1005	1.18/1.19	Thomas 8 Lite Par 36		LX1
1006	1.27/1.28	Thomas 8 Lite Par 36		LX1
<b>LED MULTIFORM IRGB</b>				
Spot	Patch	Type	Mode	Position
501	4.347	LED Bar MULTIWALL	4ch IRGB	betoni (kiintea)
502	4.351	LED Bar MULTIWALL	4ch IRGB	betoni (kiintea)
503	4.355	LED Bar MULTIWALL	4ch IRGB	betoni (kiintea)
504	4.359	LED Bar MULTIWALL	4ch IRGB	betoni (kiintea)
505	4.363	LED Bar MULTIWALL	4ch IRGB	betoni (kiintea)
506	4.367	LED Bar MULTIWALL	4ch IRGB	betoni (kiintea)
507	4.371	LED Bar MULTIWALL	4ch IRGB	betoni (kiintea)
508	4.375	LED Bar MULTIWALL	4ch IRGB	betoni (kiintea)
509	4.379	LED Bar MULTIWALL	4ch IRGB	betoni (kiintea)
510	4.383	LED Bar MULTIWALL	4ch IRGB	betoni (kiintea)
511	4.387	LED Bar MULTIWALL	4ch IRGB	betoni (kiintea)
512	4.391	LED Bar MULTIWALL	4ch IRGB	betoni (kiintea)
513	4.395	LED Bar MULTIWALL	4ch IRGB	betoni (kiintea)
514	4.399	LED Bar MULTIWALL	4ch IRGB	betoni (kiintea)
515	4.403	LED Bar MULTIWALL	4ch IRGB	betoni (kiintea)
516	4.407	LED Bar MULTIWALL	4ch IRGB	betoni (kiintea)
517	4.411	LED Bar MULTIWALL	4ch IRGB	betoni (kiintea)

4.347	4.351	4.355	4.359	4.363	4.367	4.371	4.375	4.379	4.383	4.387	4.391	4.395	4.399	4.403	4.407	4.411
501	502	503	504	505	506	507	508	509	510	511	512	513	514	515	516	517

**Kova takaseinä - alareuna 8m, kun poissa käytöstä**



Kiinteä betoni - Ledpalkkien alapinta 7.7m

HOUSE BLACK

T 17

T 16

GUEST TRUSS max load 1000kg

LX 2

T 15

T 14

T 13

T 12

T 11

T 10

T 9

LX 1

T 8

Curtain truss (no additional rigging)

T 6

T 4

Sound Truss (no additional rigging)

T 1